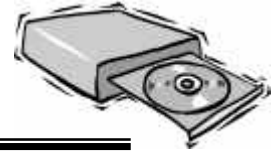




How to use your CD-Burner...

Quick reference – Project E-Teach – backpack cd-rewriter



Getting Started with DirectCD

1. Insert a blank disc (recordable CD) in the backpack drive.
2. Double click the DirectCD icon  on the taskbar near the lower-right corner of your screen to start the DirectCD Wizard.
3. Click *Next*
4. Select the backpack drive (usually E:// if you have a CD-ROM drive) and click *Next*.
5. Type in a name for the CD and click *Finish* to begin formatting this disc. Formatting a blank CD-RW disc can take up to an hour. CD-RW discs formatted with DirectCD provide approximately 500 MB of free space.
6. When the CD is formatted you can copy, save or drag and drop files and folders to the backpack drive letter just like any other copy and saving to a disc.
 - a. **How to copy to a disc** – right click on the icon of the file that you want to copy and click on *copy* then open the disk that you would like to copy it to (usually will be E:// if copying it to the disk in the burner), right click on it and click on *paste*
 - b. **How to save to a disc** – open the file you are wanting to save and go to *File – Save As* – type in what you would like to call the file and pull down the arrow to find where to save it to (usually E:// and name of the disc)
 - c. **How to drag to a disc** – Open the directory that the file is in that you are wanting on your disk, open the disk by going to *My Computer* and clicking on the disk, then click down on the file to drag and hold down the mouse button, move mouse to file that you are copying to and release mouse button.
7. When you are done writing to the disc, right-click the DirectCD Icon  and select *Eject*.

Notes:

If you wish to make a CD-R disc readable on another computer eject the CD-R disc and choose “ORGANIZE THE DISC SO THAT IT CAN BE READ IN MOST STANDARD CD-ROM DRIVES UNDER WINDOWS...”

CD-RW discs created with DirectCD are readable on other systems with MultiRead CD-ROM drives with UDF (Universal Disc Format) software. UDF software is available at no charge at www.adaptec.com.

For more information see DirectCD *Help*, accessible from the *Start Menu*